










# Gaming

-  Before you buy a game for your child, know the ratings and decide what type of games you are comfortable for your child to play.
-  Wherever possible you try to ensure that any game consoles should be located in an area where you can easily monitor your child's activity.
-  Take time to learn and understand family settings on the games consoles, this can be useful if you have children of different ages.
-  Agree a usage time with your child before they start to play a game.
-  You can review games on a variety of websites, these allow you to read, view footage and understand the main focus of the games. Alternatively you can view some game footage on YouTube.
-  If your child is playing a game online, you should know who they are playing with and what they are playing.
-  Monitor in-game chats and messages as your child may be exposed to language that you may not approve of. E.g. Offensive language.
-  You can report any gamers that use any threatening, aggressive and bullying behaviour. Alternatively you can block them being on your child's gamer list.
-  When playing online it may be possible for your child to talk to other gamers through use of a headset. You will need to decide whether this is appropriate for your child.
-  Always get your child use an appropriate username, never give out personal information, pictures.

## Useful websites

[www.esrb.org](http://www.esrb.org)

[www.uk.gamespot.com](http://www.uk.gamespot.com)